



FÜR HANDWERK, DAS ÜBERZEUGT.

BLANKE DIBA-LINE EC

Linear drainage with the unique
drainage technique



blanke-systems.com

UNIQUE, SIMPLE AND ELEGANT!



■ BLANKE DIBA-LINE EC - Multifunctional grill in stainless steel and tiled

THE INNOVATIVE LINEAR DRAINAGE SYSTEM


- > Multifunctional, height adjustable grill (Stainless steel/ can be tiled) for a stylish and unobtrusive appearance
- > Sealed water system - no odour nuisance
- > Integrated sealing membrane and EPS installation- and protection block for maximum security
- > Protective core as dirt stop and tile stop

The BLANKE DIBA-LINE EC linear drainage system excels due to the unique flow technique, making it really easy to clean, and it also works without seal water. A thin silicone flap works permanently as a trap. The EC-Series remains sealed to the waste-water pipe even after prolonged non-usage. The end cap can be removed quickly and easily making for easy cleaning. The multifunctional grill enables stainless steel design and can be tiled for an even more unobtrusive appearance. As with the other Blanke linear drainage systems, the sealing sheet is integrated and the Blanke sealing membrane systems can be processed simply and safely. Sophisticated aids such as EPS installation and protection block, plus a height adjustable stainless steel grid make installation significantly easier.

TECHNICAL DATA

| | | | |
|---|----------------------------|---|---------------------------|
| Installation height (h): | 70 mm excl. tile thickness | Dimensions | |
| Materiaal | | Grill length in mm (L1): | 665, 765, 865, 965, 1165 |
| Body: | Stainless steel | Body in mm (L2): | 700, 800, 900, 1000, 1200 |
| Grill cover: | Stainless steel | Grill width in mm (B1): | 29 |
| Seal: | Polyethylene/fleece fabric | Body in mm (with flange) (B2): | 38 (76) |
| Grill fitting frame, height adjustable: | ABS | Water trap height in mm: | - |
| Connection to the drainpipe: | Socket DN 50 | Drainpipe in mm (d): | 50 |
| Colour of the ABS pieces: | grey | Seal: | integrated |
| Sealing ring: | Rubber | Distance to center of drain (from above) (A1): | 35 mm |
| Capacity | | Distance to center of drain (from below) (A2): | 35 mm |
| Drainage performance | | Distance from trailing edge body to leading edge drain connection (A3): | 106 mm |
| by 9 mm thick tiles: | 30 l/min | | |
| by 20 mm thick tiles: | 36 l/min | | |

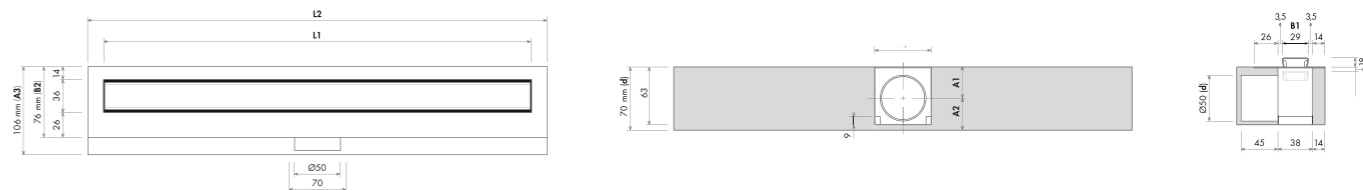
BLANKE DIBA-LINE EC



■ End cap

■ with thin silicone flap

TECHNICAL DRAWINGS - WITH EPS-INSTALLATION BLOCK




■ Top view

■ Longitudinal view

■ Side view

COMPLEMENT BLANKE DIBA-LINE EC: BLANKE AQUA PROFILE



- 1 BLANKE AQUA-KEIL
- 2 BLANKE AQUA-KEIL WALL
- 3 BLANKE AQUA-KEIL GLASS
- 4 BLANKE AQUA-DEKO
- 5 BLANKE AQUA-GLASS
- 6 BLANKE DIBA LINE EC / BLANKE DIBA LINE

Consulting and Sales

Blanke GmbH & Co. KG
Stenglingser Weg 68-76
58642 Iserlohn / Germany
T +49 (0)2374 507-0
F +49 (0)2374 507-4230
E info@blanke-systems.de
I www.blanke-systems.de



DRUBE0043